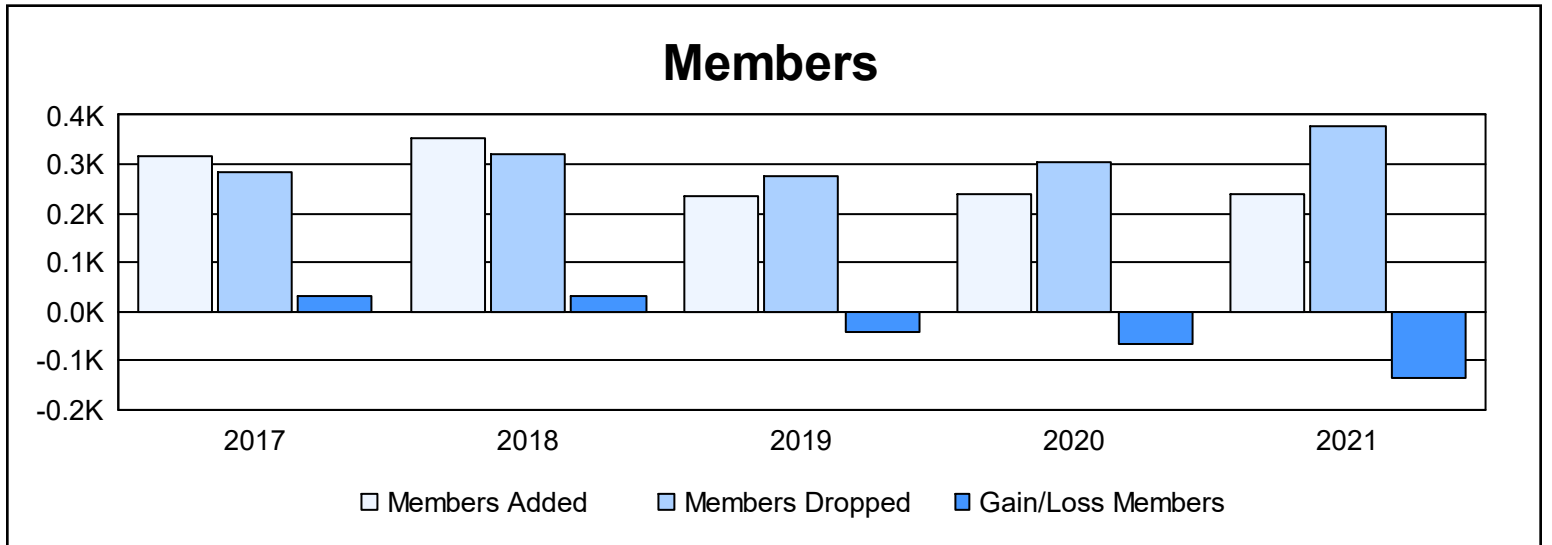
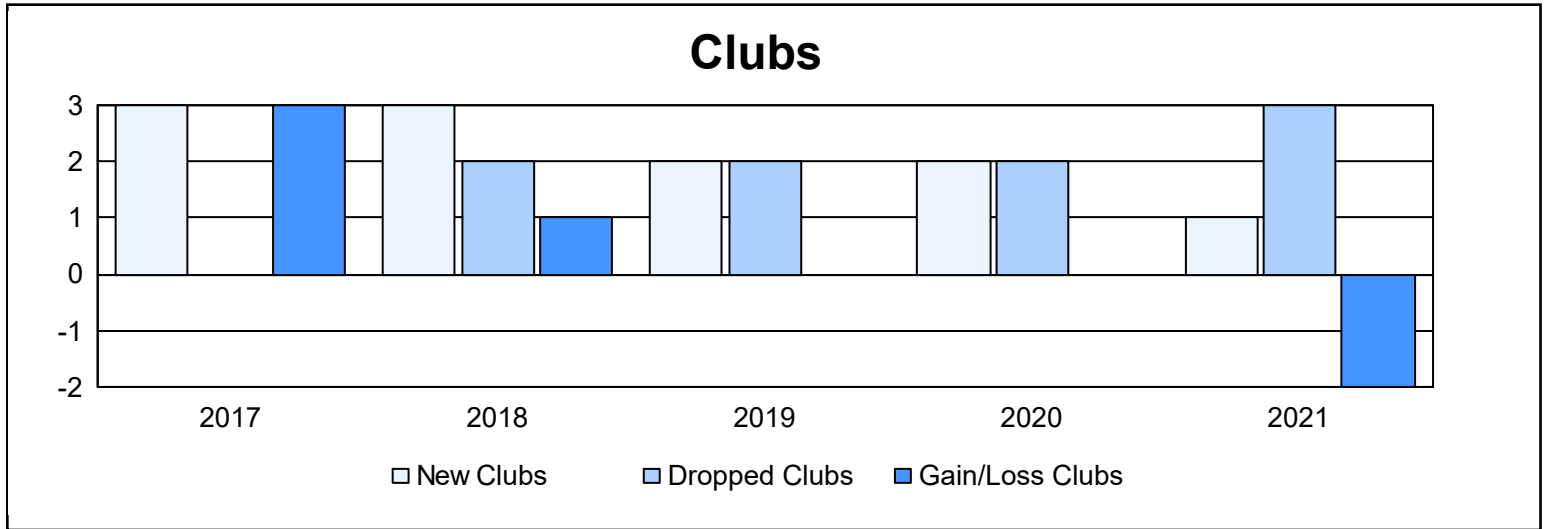
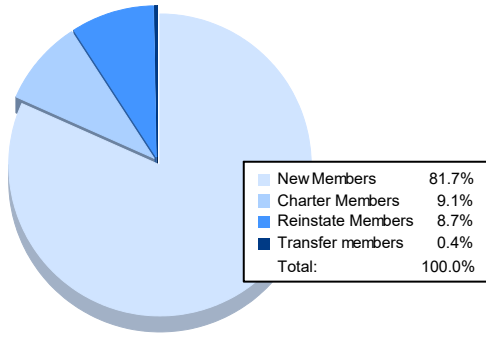


Year	New Clubs	Dropped Clubs	Gain/ Loss Clubs	New Members	Charter Members	Reinstate Members	Transfer Members	Total Member Added	Total Members Dropped	Gain/ Loss Members
2016-2017	3	0	3	215	84	7	10	316	285	31
2017-2018	3	2	1	244	98	4	5	351	320	31
2018-2019	2	2	0	167	47	12	10	236	277	-41
2019-2020	2	2	0	181	43	9	4	237	304	-67
2020-2021	1	3	-2	197	22	21	1	241	376	-135
<b>Average</b>	<b>2</b>	<b>2</b>	<b>0</b>	<b>201</b>	<b>59</b>	<b>11</b>	<b>6</b>	<b>276</b>	<b>312</b>	<b>-36</b>



### Membership Composition June 2021 Cumulative



### Gender Composition June 2021 Cumulative

